

NOTES: (UNLESS OTHERWISE SPECIFIED)

1. ALL DIMENSIONS ARE IN mm OTHERWISE NOTED.

2. LINEAR SPECIFICATION:

LINEAR STROKE: 50.0+1.0/-0 mm
 FORCE CONSTANT: 7.5 N/AMP
 PEAK FORCE: 10.5 N @ 1.6 AMPS (24 VDC)
 CONTINUE FORCE : 7.5 N @ 1.0 AMPS (24 VDC)
 COIL DC RESISTANCE: 13.3 OHMS @ 22°C
 ENCODER RESOLUTION: 0.5, 1.0, 5.0 MICRON-METER
 ENCODER ACCURACY: ±4 COUNTS

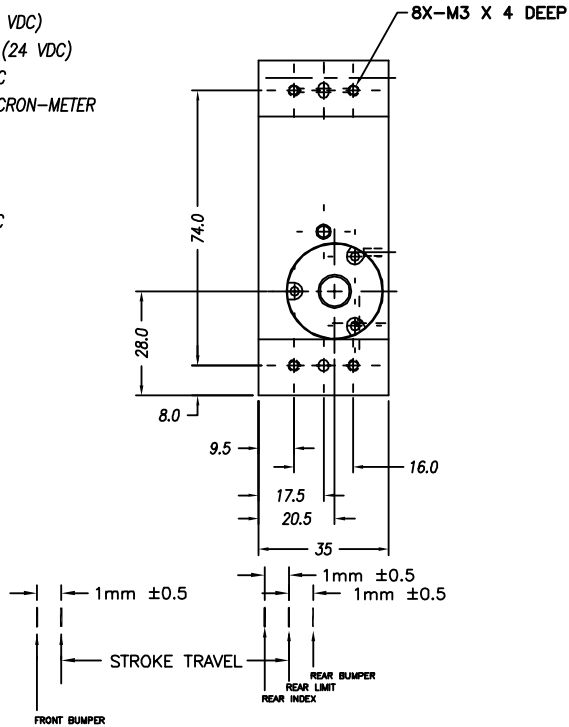
3. MOVING MASS: 130 GRAMS

4. TOTAL MASS: 1120 GRAMS

5. OPERATING TEMPERATURE: 0°C TO +65°C

DB-26P PINOUT

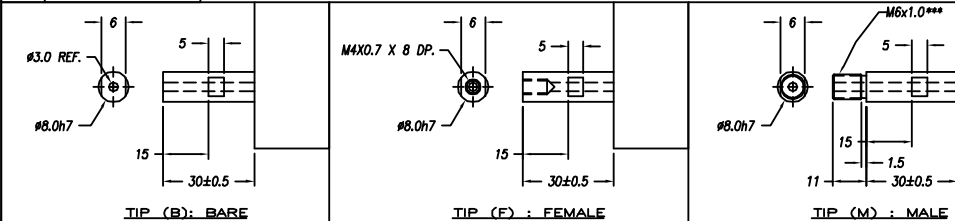
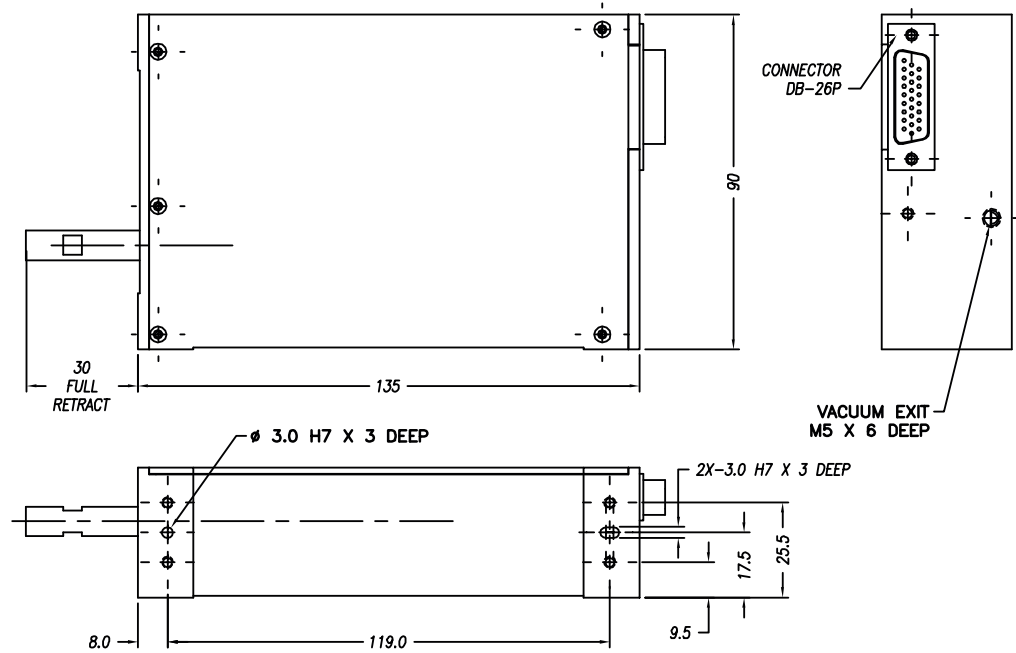
| | |
|----|------------|
| 1 | (L) PH. A+ |
| 2 | (L) PH. B+ |
| 3 | (L) PH. Z+ |
| 4 | NC |
| 5 | NC |
| 6 | I/O RTN |
| 7 | NC |
| 8 | NC |
| 9 | NC |
| 10 | (L) PH. A- |
| 11 | (L) PH. B- |
| 12 | (L) PH. Z- |
| 13 | NC |
| 14 | LIMIT + |
| 15 | LIMIT - |
| 16 | NC |
| 17 | NC |
| 18 | NC |
| 19 | +5VDC |
| 20 | 5V RTN |
| 21 | (L) COIL + |
| 22 | (L) COIL + |
| 23 | (L) COIL - |
| 24 | (L) COIL - |
| 25 | NC |
| 26 | NC |



SIGNATURE NEEDED FOR ORDER APPROVAL
 SIGN _____ DATE _____
 APPROVAL NOT RECEIVED WITHIN
 48 HOURS MAY AFFECT DELIVERY

REVISIONS

| REV | DATE | ECN | DESCRIPTION | APP |
|-----|----------|------|--------------------|-----|
| C | 6/13/03 | 2744 | INITIAL RELEASE | SMH |
| D | 10/13/04 | 3354 | SEE ECN *** | CAW |
| E | 10/1/13 | 5288 | SEE ECN | KGS |
| F | 8/11/14 | 5441 | UPDATE PINOUT | RH |
| G | 1/15/16 | 5688 | PART NUMBER CHANGE | SB |



TOLERANCES ARE:

| | |
|------------|---------|
| X. | ± 0.50 |
| X.X | ± 0.1 |
| X.XX | ± 0.05 |
| X.XXX | ± |
| ANGULARITY | ± 0.1° |
| CONCENTRIC | ± 0.01 |
| ROUNDNESS | ± 0.05 |
| EDGE BREAK | 0.2 MAX |
| CHAMFER | 0.2 MAX |

MATERIAL: ALUMINUM 6061-T6
 HEAT TREAT: _____ RC _____ DEEP
 MACHINE FINISH: 3.2 ✓
 EXCEPT NOTED.
 PROTECTIVE FINISH ELECTROLESS NICKEL
 SPEC. NUMBER:

SMAC

REF. NUMBER: LAL35-050-5

| | | | | |
|---------------------------|---------------|-----------------------------|-------|----------------------|
| DESIGNED BY: TOAN VU | DATE: 5/10/02 | CHECKED BY: | DATE: | CONTRACT: STD |
| DRAWN BY: KARL STOCKS | DATE: 10/1/13 | APPROVED BY: | DATE: | SHEET NUMBER: 1 OF 1 |
| PART NAME: LAL35-050-5X-1 | | | | REVISION: G |
| SCALE: NONE | DWG SIZE: B | PART NUMBER: LAL35-050-5X-1 | | |

DO NOT SCALE DWG

FILE NAME: LAL35-050-5_E