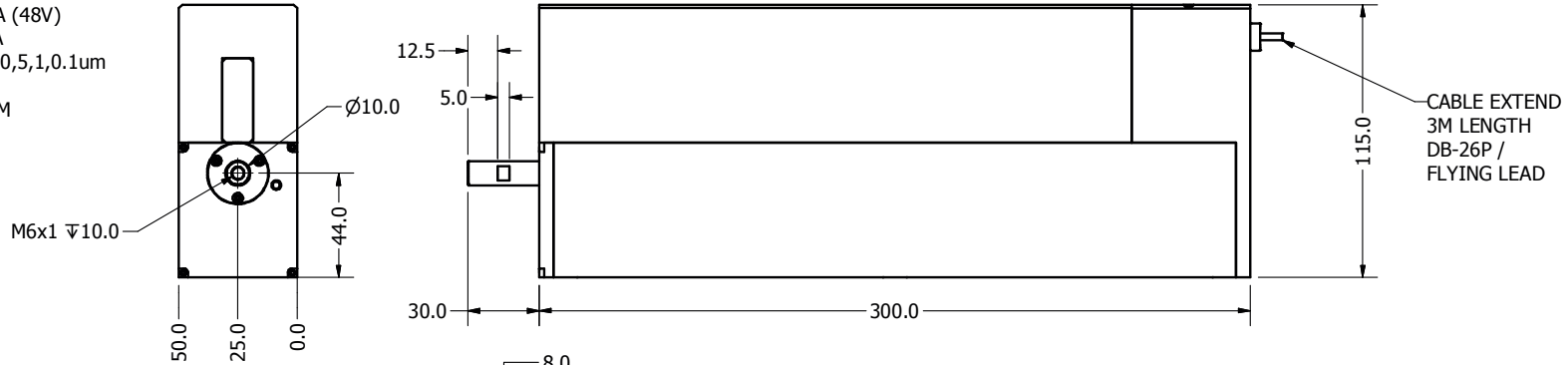


**NOTES (UNLESS OTHERWISE SPECIFIED)**

1. ALL DIMENSIONS APPLY AFTER PLATING.
2. BREAK ALL SHARP EDGES AND REMOVE BURRS.
3. ALL DIMENSIONS ARE IN mm UNLESS OTHERWISE NOTED.
4. STROKE: 100mm
5. PEAK FORCE: 110 N @1.7A (48V)
6. FORCE CONSTANT: 68 N/A
7. ENCODER RESOLUTION: 20,5,1,0.1um
8. MAX CURRENT: 1.7A
9. COIL RESISTANCE: 28 OHM
10. MOVING MASS: 0.66KG
11. MASS 5.7KG

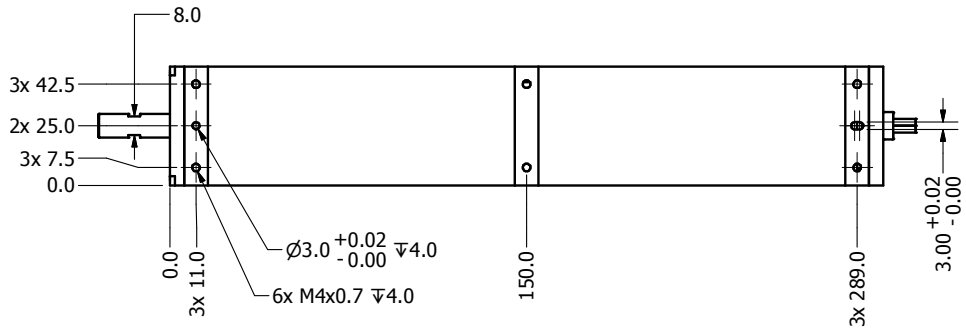
REVISION HISTORY				
REV	DATE	ECN	DESCRIPTION	APPROVED
A	10/28/2010		NEW RELEASE	ORAMAS
B	10/28/2010		M. MASS CHG	ORAMAS



DB-26P	
Column 1	Column 2
1	PH. A+
2	PH. B+
3	PH. Z+
4	NC
5	NC
6	I/O RTN
7	NC
8	NC
9	NC
10	PH. A-
11	PH. B-
12	PH. Z-
13	NC
14	NC
15	NC
16	NC
17	NC
18	NC
19	+5VDC
20	5V RTN
21	NC
22	COIL U
23	COIL V
24	COIL W
25	NC
26	NC

DB-15P	
Column 1	Column 2
1	PH A+
2	PH Z+
3	PH B+
4	+5V
5	NC
6	NC
7	NC
8	NC
9	PH A-
10	PH Z-
11	PH B-
12	5V RTN
13	NC
14	NC
15	NC

POWER	
Column 1	Column 2
1	GND
2	+V
3	U
4	V
5	W
6	NC

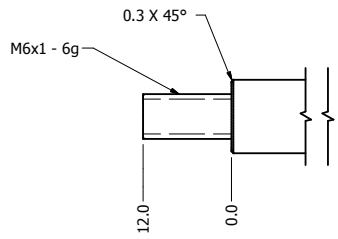


**SIGNATURE NEEDED FOR ORDER APPROVAL**  
 SIGN: \_\_\_\_\_ DATE: \_\_\_\_\_  
**APPROVAL NOT RECEIVED WITHIN 48 HOURS MAY AFFECT DELIVERY**

APPROVAL

TOLERANCES ARE: X. ± 0.50 X.X ± 0.1 X.XX ± 0.05 X.XXX ± ANGULARITY ± 0.1° CONCENTRIC ± 0.01 ROUNDNESS ± 0.05 EDGE BREAK 0.02 MAX CHAMFER 0.03 MAX		MATERIAL:		<b>SMAC</b>		REF. NUMBER	
HEAT TREATMENT:		DESIGNED BY: MARK C				DATE: 10/12/2010	
MACHINE FINISH: 3.2/		DRAWN BY: MARK C		DATE: 10/28/2010		APPROVED BY:	
EXCEPT NOTED		PART NAME: LCA 50-100		SHEET NUMBER: 1 OF 1		REVISION: B	
PROTECTIVE FINISH:		SCALE: DO NOT SCALE DWG		DWG SIZE: B		PART NUMBER: LCA50-100-35-F	
FILE NAME: LCA 50-100-35F.idw		SPEC. NUMBER:					

REVISION HISTORY				
REV	DATE	ECN	DESCRIPTION	APPROVED
A	2/9/2015		RELEASE	MAC



<b>TOLERANCES ARE:</b> X ± 0.50 XX ± 0.1 XXX ± 0.05 XXXX ± ANGULARITY ± 0.1° CONCENTRIC ± 0.01 ROUNDNESS ± 0.05 EDGE BREAK 0.02 MAX CHAMFER 0.03 MAX	<b>MATERIAL:</b> Stainless Steel	<b>SMAC</b>		<b>REF. NUMBER</b>
	<b>HEAT TREATMENT:</b>	<b>DESIGNED BY:</b> MARK C	<b>DATE:</b> 4/23/2010	<b>CHECKED BY:</b> DATE:
	<b>MACHINE FINISH:</b> 3.2/	<b>DRAWN BY:</b> FHSK	<b>DATE:</b> 2/9/2015	<b>APPROVED BY:</b> DATE:
	<b>EXCEPT NOTED</b> PROTECTIVE FINISH	<b>PART NAME:</b> <b>MALE SHAFT ALL LCA 50</b>	<b>SCALE:</b> DO NOT SCALE DWG	<b>DWG SIZE:</b> C
<b>FILE NAME:</b> MALE SHAFT ALL LCA 50.idw	<b>SHEET NUMBER:</b> 1 OF 1	<b>PART NUMBER:</b>	<b>REVISION:</b> A	